

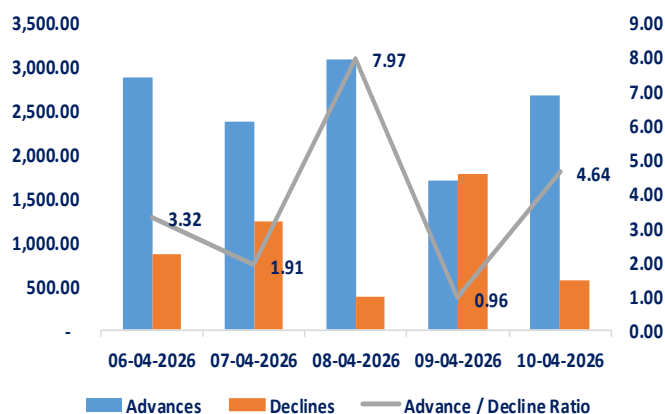
Date	Nifty	Sensex	Gold \$*	Silver \$*
02-04-2026	22,713.10	73,319.55	4,620.66	70.86
10-04-2026	24,050.60	77,550.25	4,757.25	75.53
Weekly Price % Change	5.89%	5.77%	2.96%	6.59%

* Prices as of 4:05 PM - 10th April 2026

Volume Shockers (10/04/2026)

NSE Symbol	Volume	LTP	% Change
ITDC	34374583	635.20	20.00
INFOBEAN	11400369	188.97	20.00
NIACL	76076824	155.92	19.99
HIRECT	1839095	847.40	19.99
ATLASCYCLE	47089	103.06	19.99
SECMARK	22763	132.46	19.98
COHANCE	47632246	373.30	17.82
ARIHANTSUP	493514	267.00	17.22
ROSSTECH	1121414	930.00	16.50
ASTEC	3451171	652.20	16.46

Weekly Advances/Declines



Top Gainers/Losers

NIFTY

Company Name	Close(10-04-2026)	Close(02-04-2026)	% Gains	Company Name	Close(10-04-2026)	Close(02-04-2026)	% Loss
SHRIRAMFIN	1026.55	891.80	15.11%	COALINDIA	435.30	449.30	-3.12%
ADANIENT	2087.20	1833.00	13.87%	SUNPHARMA	1655.00	1692.00	-2.19%
TMPV	343.00	303.50	13.01%	INFY	1291.40	1297.50	-0.47%
AXISBANK	1351.10	1198.10	12.77%	RELIANCE	1350.00	1350.90	-0.07%
BAJAJ-AUTO	9830.50	8740.00	12.48%	TECHM	1438.90	1439.00	-0.01%

NIFTY Mid-Cap

Company Name	Close(10-04-2026)	Close(02-04-2026)	% Gains	Company Name	Close(10-04-2026)	Close(02-04-2026)	% Loss
ASHOKLEY	177.99	148.4	19.9%	OIL	470.9	476.1	-1.1%
PRESTIGE	1,325.90	1152.5	15.0%				
PHOENIXLTD	1,752.50	1524.9	14.9%				
BSE	3,279.80	2856.1	14.8%				
BHEL	283.79	248	14.4%				

NIFTY Small-Cap

Company Name	Close(10-04-2026)	Close(02-04-2026)	% Gains	Company Name	Close(10-04-2026)	Close(02-04-2026)	% Loss
COHANCE	373.3	307.95	21.2%	AFFLE	1,400.00	1419	-1.3%
NEULANLAB	14,950.00	12408	20.5%				
FIVESTAR	425.85	361.00	18.0%				
ANGELONE	281.2	241.1	16.6%				
AMBER	7,250.00	6272.5	15.6%				

NIFTY Sectoral Indices

Sectoral Indices	Close(10-04-2026)	Close(02-04-2026)	% Gains	Sectoral Indices	Close(10-04-2026)	Close(02-04-2026)	% Loss
NIFTY REALTY	759.25	672.10	12.97%				
NIFTY FINANCIAL SERVICES EX-BA	30,596.65	27,613.35	10.80%				
NIFTY AUTO	26,640.90	24,089.65	10.59%				
NIFTY MIDSMALL FINANCIAL SERV	20,414.95	18,549.90	10.05%				
NIFTY CONSUMER DURABLES	36,464.15	33,345.00	9.35%				

Weekly Pivot Table

Sr.no	Indices	Close(10-04-2026)	R2	R1	PP	S1	S2
1	NIFTY50	24,050.60	25,086.97	24,321.42	23,555.87	22,790.32	22,024.77
2	NIFTY NEXT 50	67,641.25	71,767.82	68,706.74	65,645.67	62,584.59	59,523.52
3	NIFTY BANK	55,912.75	59,201.52	56,767.82	54,334.12	51,900.42	49,466.72
4	NIFTY FINANCIAL SERVICES	26,213.90	27,816.53	26,629.01	25,441.48	24,253.96	23,066.43
5	NIFTY MIDCAP SELECT	13,406.35	14,193.82	13,610.17	13,026.52	12,442.87	11,859.22
6	SENSEX	77,550.25	80,878.36	78,424.92	75,971.48	73,518.04	71,064.60

Major Events of the Week

- **India:** The HSBC India Composite PMI at 57.0 in March 2026, marked the weakest since November 2022. Cost pressures intensified to their highest level in nearly four years. The Services PMI was recorded at 57.5 in March 2026. Output was constrained by the impact of the West Asia war on demand and tourism.
- **UK:** The S&P Global UK Composite & Services PMI was revised down to 50.3 and 50.5 in March 2026. Service sector growth stalled, while manufacturing output contracted again. Input price inflation surged to its highest since February 2023.
- **USA:** United States crude oil inventories jumped by 3.72 million barrels in the week ended April 3rd 2026 as stocks continued to climb for a fourth straight week. Gasoline inventories fell by 3.97 million barrels while distillate stockpiles which include diesel and heating oil decreased by 599,000 barrels.
- **Japan:** Japan's current account surplus stood at JPY 3,932.7 billion in February 2026, exceeding market expectations. This was supported mainly by stronger income flows despite weaker trade dynamics. The export growth (2.8%) lagged behind a faster rise in imports (9.7%).
- **India Repo Rate:** The RBI left its key repo rate unchanged at 5.25% amid a weakening rupee and rising bond yields. The decision was in line with market forecasts, as the Iran war threatened GDP growth and fueled inflationary pressures.
- **USA GDP:** The US economy expanded at an annualized rate of 0.5% in Q4 2025. Consumer spending slowed, while residential investment fell more than anticipated. Exports declined 3.2%, marking the largest contraction since Q2 2023. Meanwhile, government spending and investment contracted sharply due to the government shutdown.
- **China:** China's annual inflation eased to 1.0% in March 2026 with prices continuing to rise for clothing, healthcare, and education. Core inflation, excluding food and energy, rose 1.1% yoy. Monthly, the CPI fell 0.7%, after a 1.0% gain in February, marking the first drop since November.

Weekly Global Economic Calendar

Weekly Global Economic Calendar


(13th April 2026 to 17th April 2026)


MON APRIL 13

 **US** : 07:30 PM; Existing Home Sales MAR




TUE APRIL 14

 **INDIA** : 12:00 PM; WPI Food Index/Fuel/Inflation/ Manufacturing YoY MAR

 **CHINA** : 08:30 AM; Balance of Trade MAR
08:30 AM; Export/Imports YoY MAR
05:45 PM; ADP Employment Change Weekly
06:00 PM; PPI/Core PPI MAR

 **UK** : 04:31 AM; BRC Retail Sales Monitor YoY MAR

WED APRIL 15

 **INDIA** : 04:00 PM; Inflation Rate MAR
11:30 PM; Balance of Trade MAR
11:30 PM; Exports/Imports MAR

 **US** : 02:00 AM; API Crude Oil Stock Change APR/10
04:30 PM; MBA 30-Year Mortgage Rate APR/10
06:00 PM; Export/Import Prices MAR
06:00 PM; NY Empire State Manufacturing Index APR
07:30 PM; NAHB Housing Market Index APR
07:30 PM; EIA Crude Oil & Gasoline Stocks Change APR/10

THU APRIL 16

 **JAPAN** : 05:20 AM; Machinery Orders FEB

 **CHINA** : 07:00 AM; House Price Index YoY MAR
07:30 AM; GDP Growth Rate YoY Q1
07:30 AM; Industrial Production YoY MAR
07:30 AM; Retail Sales YoY MAR
07:30 AM; Fixed Asset Investment (YTD) YoY MAR

 **US** : 01:30 AM; GDP Growth Rate QoQ Q1
01:30 AM; Net Long-term TIC Flows FEB
06:00 PM; Initial Jobless Claims APR/11
06:00 PM; Philadelphia Fed Manufacturing Index APR
06:45 PM; Industrial Production MoM MAR

 **UK** : 11:30 AM; GDP MoM FEB
11:30 AM; Goods Trade Balance/ Non-EU FEB
11:30 AM; Industrial/ Manufacturing Production MoM FEB

FRI APRIL 17

 **INDIA** : 05:00 PM; Bank Loan/Deposit Growth YoY APR/03
05:00 PM; Foreign Exchange Reserves APR/10

Timings in IST Disclaimer: The above mentioned data/ information have ensured the high quality and accuracy of the content of the SSL Global Economic Calendar. Users may carry out due diligence before using any data/information herein, Stockholding Services Ltd (SSL) will not be responsible for any discrepancies/disputes arising out of such use.

